



TSR VIRTUAL COFFEE BREAK

WELCOME!



- **Questions?** Type them in the chat or Q&A window at anytime. We'll have time at the end. For everything else, contact Sales@TriStateRestores.com.
- **We are recording!** Links to view the video & PDF presentation will be shared with you tomorrow morning. Visit TriStateRestores.com/VCB for a complete archive.
- **Starbucks Gift Cards:** NEW! First 100 Attendees today will receive a \$5 Gift Card!
- **After the VCB:** Please complete the post-event survey to share topics you'd like us to cover in our next VCB. June 29!
- **Liked this Presentation?** Share a review of TSR on Google for \$25 (Subject to Google Review/Approval) Search for "Tri State Restorations"
- **Stay till the end** – ONE lucky attendee will **win a \$50 Starbucks gift card!**





WHO WE ARE



FAMILY OWNED - LOCALLY OPERATED - ESTABLISHED FIRM

Tri State Restorations LLC® is an independent commercial and residential disaster recovery firm based in the Washington D.C. Metropolitan area (MD/DC/VA). We specialize in the mitigation, remediation, removal, cleanup and restoration efforts of large and small water, fire, mold, biohazard, lead & odor caused damages.

Our company's mission is *Turning Disaster Into Peace of Mind®* because we're committed to easing the burden of handling your property disaster by providing you with the best customer experience and services available.






SERVICES

We're Your Local DMV Area Commercial & Residential Disaster Recovery Experts.



Water Mitigation &
Restoration



Mold & Lead
Remediation



Fire/Smoke
Restoration & Odor
Control



Biohazard/Trauma
Cleaning &
Disinfection



Sewage Mitigation,
Disinfection &
Cleanup



LICENSED + INSURED + RELIABLE

- IICRC Certified Firm
- EPA Lead Safe Certified Firm
- IAQA SMART Mold Firm
- 5-Star Rated
- All TSR Employees are Infectious Disease Control Certified
- 2 EPA Licensed Asbestos Inspectors on staff



AVAILABLE 24-7






Takeaways from today's presentation will support property owners, residents and community managers in effectively celebrating National Safety Month



NATIONAL SAFETY MONTH FAQs:

- **National Safety Month** is celebrated in June when people focus on how they can keep their environment safe and free from any danger.
- Started by the National Safety Council in 1996, National Safety Month aims to spread awareness of common safety hazards to prevent injuries and promote overall safety and wellbeing within your workplace, home and community.



FIRST: WHAT IS A COMMUNITY?

A 'Community' can be defined by your place of residence, workplace or type of occupation. Today we'll be focusing on where you live and how to promote a safe culture and environment within that community.



com·mu·ni·ty

/kəˈmyʊnədē/

noun

1. a group of people living in the same place or having a particular characteristic in common.
"the scientific community"

Similar:

group

section

body

company

set

circle

clique

coterie



2. a feeling of fellowship with others, as a result of sharing common attitudes, interests, and goals.
"the sense of community that organized religion can provide"



Community safety is about feeling safe, whether at home, in the street or at work.

It relates to quality of life and pursuit of domestic and social benefits.




COMMUNITY SAFETY TOPICS



Celebrate safety in your community:

- Performing a Community Safety Inspection
- Performing Bi-Annual Property Inspection
- Host a Watershed or Neighborhood Clean Up Event
- Host a Safe Community Day Event
- Pet Safety
- Emergency Preparedness
- Participate at Work: Host a Weekly/Monthly Safety Meeting





COMMUNITY SAFETY INSPECTION & PREP

Community Managers:

Safety in your community starts with you!

- Ensure any **public roadways and/or parking lots** are clearly labeled, clear of debris and accessible. *ProTip: Enact a "See something, Say Something" policy for residents to assist in reporting hazards in public spaces*
- **Ensure community signage is posted**, legible and easily recognizable. *ProTip: Periodically remind residents of your community name and branding to ease any confusion, stay consistent!*
- **Check playground, pathway and common area lighting** to ensure visibility and safety of residents





COMMUNITY SAFETY INSPECTION & PREP

- **Test fire alarms and emergency shutoff valves** - include community buildings like clubhouses and fitness centers. *ProTip: Hang emergency contact information on applicable valves/appliances so that anyone assisting with an emergency knows who to call. TSR can assist with water shut off valve inspections & tagging*
- Check to be sure each building has **clearly labeled fire escape routes** and procedures. *ProTip: Host bi-annual household and/or community fire drills*
- If your community has a pool, **perform an annual pool inspection** and ensure safety signage is clearly visible for residents, young and old.
- **Development of a Neighborhood Watch/Citizen Patrol**



***For certain building systems we recommend hiring a licensed professional to assist you with these inspections.**



BI-ANNUAL PROPERTY INSPECTION

Preventative Maintenance vs. Active Mitigation

It's much easier to maintain your property than it is to actively seek assistance during to an emergency.

- **PREP** Invite your go-to contractors (like TSR) for a pre-loss site walkthrough to provide all parties with an understanding of your property's unique characteristics. This speeds up the mitigation process during a true emergency by eliminating the necessary pre-mitigation information gathering stage (location, building materials, etc.). *ProTip: TSR utilizes Matterport 3D technology to perform property scans prior to a reported loss.*





BI-ANNUAL PROPERTY INSPECTION

- **Inspect your boiler and hot water heater(s)**, especially those 10 years old and older. Our referring plumbers say hot water heaters no longer have the 30-year lifespan that they used to, and an aging water heater is like a "ticking time bomb." Look for rusting around the bottom, loose pipes and water spots for red flags.
- **Look for grading issues along property perimeter.**
ProTip: Next time it rains, step outside and inspect the flow of rainwater. You want water to travel away from the property and towards a centralized drain or rainwater collection area. If you see pooling or puddles, this is a red flag.



***For certain building systems we recommend hiring a licensed professional to assist you with these inspections.**



BI-ANNUAL PROPERTY INSPECTION

- **Inspect your HVAC unit(s)** and change the air filters (every 3 months). Look for signs of exterior moisture, leaks, rust and mold. If you smell a musty odor around your HVAC unit, this is a red flag!
- **Inspect refrigerator and dishwasher water lines, look for signs of degradation and pinhole leaks.** *ProTip: Set a calendar reminder for your appliance check-ups, keep all warranty and manufacturer information in a centralized and easy to access location in case of emergency.*
- **Inspect Sprinkler Systems and Fire Alarms** to ensure they are operable and ready for use. *ProTip: Check your landscaping sprinkler systems, too! Look for dripping water or dampness around water line connections.*



***For certain building systems we recommend hiring a licensed professional to assist you with these inspections.**

HOST A WATERSHED OR NEIGHBORHOOD CLEAN UP EVENT

Get your residents involved - and have some fun! Make a day of it, provide resources (trash bags, disposal, gloves, grab sticks) and a reward for their efforts and hard work! We've seen managers offer snacks, ice cream and other incentives for participation. Do it right, and they'll likely continue to help year round! Plus, your residents will also gain peace of mind knowing who their neighbors are, first hand. *This reinforces safety in your community!*





TRI STATE RESTORATIONS
GIVESBACK

Volunteering at Stephen Knolls
Elementary School





TRI STATE RESTORATIONS
GIVESBACK

Volunteering at Marley Glen
Day School






TRI STATE RESTORATIONS
GIVESBACK

Upcoming Volunteering at
Parkside Plaza Condo - June 18



Thank you to our Sponsors:





HOST A WEEKLY/MONTHLY SAFETY MEETING WITH SITE STAFF AND MAINTENANCE WORKERS

There are a lot of digital tools available at your disposal. OSHA and NIOSH both release weekly toolbox talks & safety meeting sheets, and depending on your local government, you can also find resources available through your local fire and rescue services. Important safety discussions include a refresher of where to locate emergency shut offs for water and electrical, fall protection best practices and regulations for maintaining your facilities and grounds. Reminders to stay masked-up while inside of community facilities and resident homes is also an important topic.



***For certain building systems we recommend hiring a licensed professional to assist you with these inspections.**



PET SAFETY

Pet safety in your community is also important!

Make sure walking paths are clear of debris and if possible, provide pick up bags for your residents. Our four legged friends are also - unfortunately - often the last priority for responding emergency services personnel during an emergency. *ProTip: Providing residents with special pet door and/or window clings will help indicate the types of pets that reside with them, and will help provide peace of mind during a fire or flooding disaster.*



***For certain building systems we recommend hiring a licensed professional to assist you with these inspections.**



HOST A SAFE COMMUNITY DAY EVENT IN JUNE

Safe Community events will show your residents how they can prevent crime in their neighborhoods, find out what services are available to keep their community safe and provide an opportunity to meet and get to know their neighbors so they can work together to reinforce what's presented during the event.

Use the chat to share your ideas for hosting a fun Safety Community Event ...



ADDITIONAL IDEAS FOR YOUR SAFE COMMUNITY EVENT



Entice community participation by hosting a local food truck, ice cream social, local live band or kids puppet show geared towards safety.



- **Children/Adult Fingerprinting**
- **Community Fire Drills**
- **Invite Local EMS/PD & Vehicle Tours for Kids**
- **Invite Onsite Maintenance and Facilities staff to meet residents to develop relationships with residents**
- **Invite Contractors (like TSR) to meet residents**

Fun Activities for Residents & Their Children:

- **Food Truck/Ice Cream Truck**
- **Pony Rides**
- **Corn Hole**



**ROASTHOUSE
- PUB -**

301-416-6098

RoastHousePub.com


We Cater!

IN CLOSING...

Following proper mitigation standards after a leak, flood, fire or trauma loss is reported is crucial to saving time, money and preventing unnecessary secondary property and structural loss.

If you suspect water damage, mold growth, or any other property hazard, give us a call on our emergency services line:

24/7: 866-818-1949





QUESTIONS?

Enter them into the Q&A or chat box now!



24-HOUR EMERGENCY LINE

866-818-1949



WEBSITE:

TriStateRestores.com



FOLLOW US:

@TRISTATERESTORATIONS
Instagram - Facebook - LinkedIn

CONNECT



HELP US PLAN FOR FUTURE COFFEE BREAKS!

Let us know what you'd like for us to cover next month by completing the post-event survey!



LIKED THIS PRESENTATION?

Review Tri State Restorations on Google and we'll send you a \$25 Amazon Gift Card once it's been approved.





GRAND PRIZE DRAWING TIME!



SEE YOU JUNE 29!